



**VALVE REGULATED  
LEAD ACID BATTERY (V.R.L.A.)**



**ABSORBED GLASS MAT  
TECHNOLOGY (A.G.M.)**



**10 YEAR DESIGN FOR UPS AND  
STANDBY APPLICATIONS**



**Features**

- A recognized component of UL.
- Non spillable valve regulated lead acid (VRLA) design.
- Absorbed glass mat (AGM) technology.
- Gas recombination greater than 99%.
- Operates at a low internal pressure.
- Never needs watering, minimal maintenance.
- 99.7% pure lead calcium grids.
- Shock absorbent thick wall construction.
- Space savings multi-cell design.
- Cold forged non-porous terminal bushings, eliminate post leakage.
- Thermally welded case to cover bond, eliminates both acid and electrical leaks.
- Over-sized, through the partition inter-cell welds provide low resistance connections, with minimal power loss.
- Each cell has a low pressure safety release venting system, recognized per U.L. 924.
- Measured high vacuum acid fill, reduces electrical variability between cells.
- Can be mounted on its side.
- 100% recyclable materials.

**Specifications**

Cells / volts	6 / 12
Terminal type	1/4 " Stud
Maximum discharge current	550 amps
Short circuit current	3200 amps
Impedance @ 77°F 25°C	3.90 milliohms
Electrolyte (S.G.)	1.300
Capacity @ 77°F (25°C) to 1.75 V.P.C.	51.2 AH (20 hrs) 54.0 AH (8 hrs)
Operating temperature range	+40°C/-40°F to +60°C/+140°F
Charging voltage / current:	13.62 to 13.80 volts, constant voltage at a maximum current of 22 amps.
Temperature compensation: Apply for temperature range of 0°C/32°F to 40°C/104°F	Subtract 3 mV/°C cell or 1.7 mV °F/cell, above 25°C/77°F Add 3mV/°C/cell or 1.7 mV/ °F/cell, below 25°C/77°F
Storage time from a fully charged condition:	6 months at 25°C/77°F. For each 9°C/15°F rise, reduce the storage time by half.
AC ripple from charging source	1.5% peak to peak of float
Overall dimensions (inches,mm)	8.99" H x 8.95" L x 5.45" W 228mm H x 227mm L x 138mm W
Weight lbs / kgs	44.1 / 20.0

**Options**

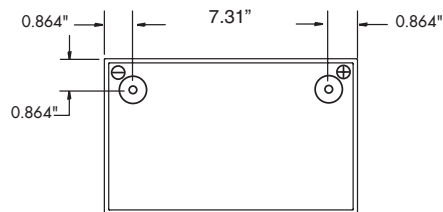
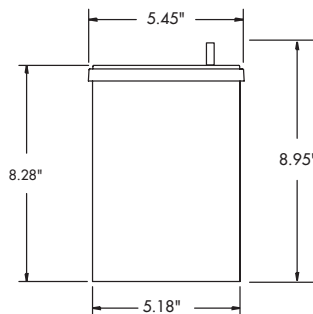
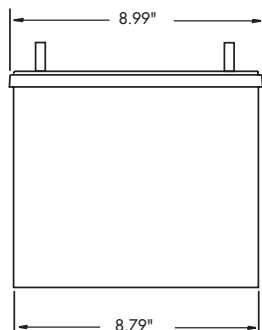
- Available in flame retardant (V2) plastic cases, compliant with UL 1778, specify model TC-1255S.
- Terminal covers.
- Battery cables.
- Custom wiring harnesses.

**No transport restrictions**

- Surface transport. Classified as non-hazardous material as relates to DOT-CFR Title 49, parts 171-189.
- Maritime transport. Classified as non-hazardous material per IMDG amendment 27.
- Air transport. Complies with IATA / ICAO, special provision A67.

**Constant current discharge ratings, amperes @ 77°F (25°C) in hours**

End V.P.C.	1	2	3	4	5	6	8	10	12	20	24
1.75	33.0	20.5	14.0	11.0	9.00	7.50	6.40	4.80	4.10	2.70	2.30



**Constant power discharge ratings, watts per battery @ 77°F (25°C) in minutes/hours**

End V.P.C.	5	10	15	20	30	40	45	50	60	90	2	3	4	6	8
1.80	1776	1344	1062	900	672	516	456	420	360	263	211	155	125	87.9	68.4
1.75	1992	1464	1128	960	714	552	510	456	390	285	229	167	135	95.3	74.1
1.70	2142	1512	1158	1002	762	588	552	492	408	-	-	-	-	-	-
1.67	2208	1536	1176	1032	780	636	582	516	426	-	-	-	-	-	-
1.60	2328	1572	1200	1062	804	660	600	534	438	-	-	-	-	-	-

**Cabinet systems**

- Power Battery offers an extensive line of pre-wired battery cabinet systems.
- Locate the KW's required from the chart on the right. See the chart below for dimensions.
- All cabinet systems are equipped with fuses for both positive and negative overload protection.
- Optional output breakers are available instead of fuses.
- Systems can be equipped with an auxiliary charger for extended run time applications.
- UL and CUL approved.
- Custom cabinets are available.

Battery System		End V.P.C.	Available KW's in minutes						
Volts	Model Number		5	10	15	20	30	45	60
24	1KS4-255S-24	1.75	3.984	2.928	2.256	1.920	1.428	1.020	0.780
		1.67	4.416	3.072	2.352	2.064	1.560	1.164	0.852
48	1KS5-455S-48	1.75	7.968	5.856	4.512	3.840	2.856	2.040	1.560
		1.67	8.832	6.144	4.704	4.128	3.120	2.328	1.704
96	1KS6-855S-96	1.75	15.94	11.71	9.024	7.680	5.712	4.080	3.120
		1.67	17.66	12.29	9.408	8.256	6.240	4.656	3.408
120	1KS7-1055S-120	1.75	19.92	14.64	11.28	9.600	7.140	5.100	3.900
		1.67	22.08	15.36	11.76	10.32	7.800	5.820	4.260
240	1CR1-2055S-220	1.75	39.84	29.28	22.56	19.20	14.28	10.20	7.800
		1.67	44.16	30.72	23.52	20.64	15.60	11.64	8.520
360	1CR3-3055S-360	1.75	59.76	43.92	33.84	28.80	21.42	15.30	11.70
		1.67	66.24	46.08	35.28	30.96	23.40	17.46	12.78
480	1CR6-4055S-480	1.75	79.68	58.56	45.12	38.40	28.56	20.40	15.60
		1.67	88.32	61.44	47.04	41.28	31.20	23.28	17.04



**KS-7 Cabinet**

Battery System		Dimensions (in / mm)			Weight
Volts	Model Number	Width	Depth	Height	lbs/kgs
24	1KS4-255S-24	11.5/392	19.0/483	15.8/400	119/53.9
48	1KS5-455S-48	15.0/381	25.0/635	15.8/400	222/100.9
96	1KS6-855S-96	16.0/406	34.5/876	17.8/451	429/195.0
120	1KS7-1055S-120	16.0/406	34.5/876	37.3/946	593/269.3
240	1CR1-2055S-220	24.0/610	32.5/826	43.0/1092	1145/520.5
360	1CR3-3055S-360	40.0/1016	32.5/826	43.0/1092	1886/857.0
480	1CR6-4055S-480	40.0/1016	32.5/826	60.0/1524	2212/1005

Specifications subject to change without notice.