



EVX 12170

12V 17.0Ah

EVX 12170 is designed specially for electric vehicles, such as electric golf cart, electric wheelchair, mower, dust collector...etc. It has high cycling life, high efficiency and long service life.



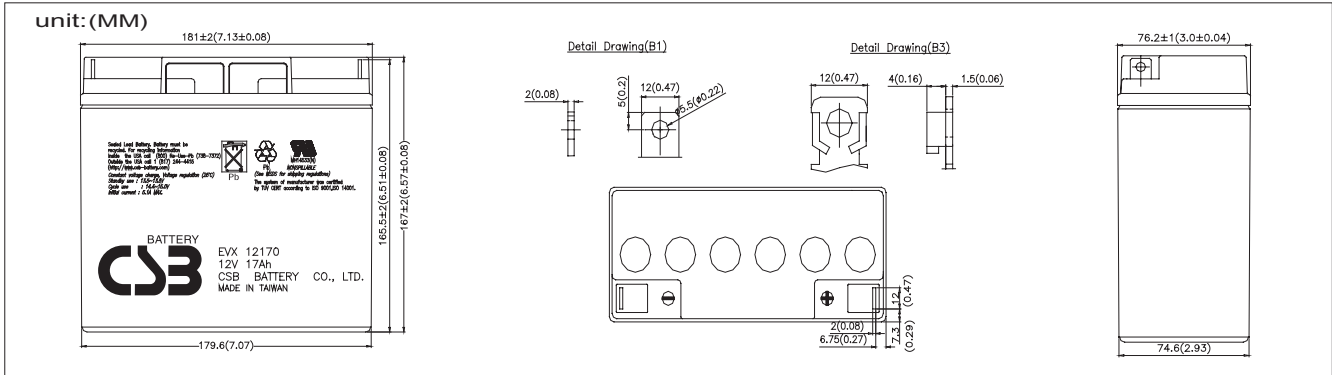
Specification

Cells Per Unit	6
Voltage Per Unit	12
Capacity	17Ah @ 20hr-rate to 1.75V per cell @25 °C (77°F)
Weight	Approx. 6.10kg(13.4 lbs)
Maximum Discharge Current	230A(5sec)
Internal Resistance	Approx. 15mΩ
Operating Temperature Range	Discharge: -20°C~50°C (-4°F~122°F) Charge: 0°C~40°C (32°F~104°F) Storage: -20°C~40°C (-4°F~104°F)
Nominal Operating Temperature Range	25°C±3°C (77°F±5°F)
Floatcharging Voltage	13.5 to 13.8 VDC/unit Average at 25°C (77°F)
Recommended Maximum Charging Current Limit	5.1A
Equalization and Cycle Service	14.4 to 15.0 VDC/unit Average at 25°C (77°F)
Self Discharge	CSB Batteries can be stored for more than 6 months at 25°C (77°F). Please charge batteries before using. For higher temperatures the time interval will be shorter.
Terminal	Bolt & Nut
Container Material	-ABS (UL94-HB)*Flammability resistance of UL94-V2 can be available upon request.



CSB-manufactured batteries are UL-recognized components under UL924 and UL1989. CSB is also certified by ISO 9001 and ISO 14001.

Dimensions



Constant Current Discharge Characteristics Unit:A (25°C , 77°F)

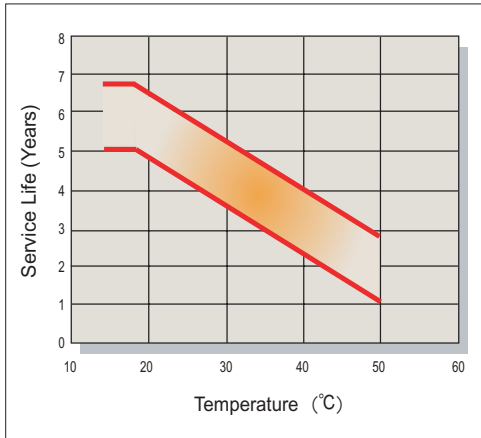
F.V/Time	30MIN	60MIN	90MIN	2HR	3HR	4HR	5HR	8HR	10HR	20HR
1.60V	17.0	10.3	7.34	6.23	4.43	3.55	2.92	1.98	1.63	0.900
1.67V	16.3	9.84	7.04	5.97	4.24	3.40	2.81	1.90	1.57	0.865
1.70V	16.0	9.67	6.91	5.86	4.16	3.34	2.76	1.87	1.54	0.850
1.75V	15.5	9.38	6.70	5.68	4.04	3.24	2.68	1.81	1.49	0.825
1.80V	15.0	9.08	6.48	5.50	3.91	3.14	2.59	1.75	1.44	0.800
1.85V	14.5	8.79	6.27	5.32	3.79	3.04	2.51	1.69	1.39	0.775

Constant Power Discharge Characteristics Unit:W (25°C , 77°F)

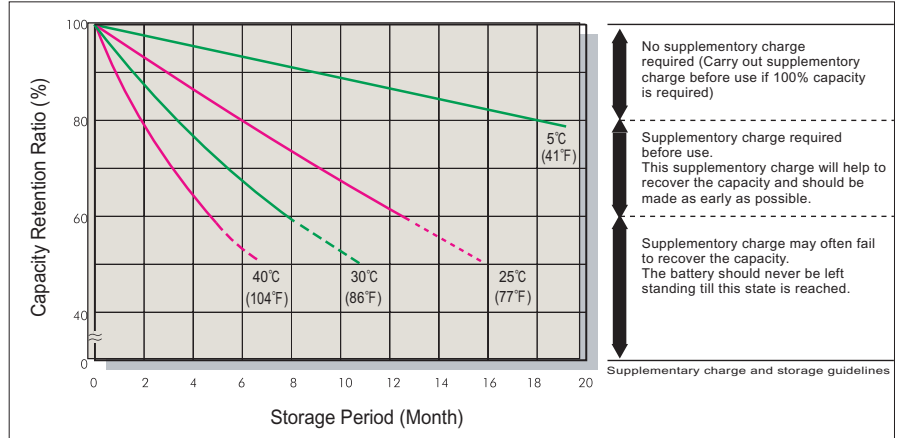
F.V/Time	30MIN	60MIN	90MIN	2HR	3HR	4HR	5HR	8HR	10HR	20HR
1.60V	204	123	88.1	74.8	53.1	42.6	35.0	23.8	19.6	10.80
1.67V	196	118	84.5	71.7	50.9	40.9	33.7	22.8	18.8	10.38
1.70V	192	116	82.9	70.3	49.9	40.1	33.1	22.4	18.5	10.20
1.75V	186	113	80.4	68.2	48.4	38.9	32.1	21.7	17.9	9.90
1.80V	180	109	77.8	66.0	46.9	37.7	31.1	21.0	17.3	9.59
1.85V	174	106	75.3	63.9	45.4	36.5	30.1	20.3	16.7	9.29

• All mentioned values are average values.

Trickle (or Float) Service Life



Capacity Retention Characteristic

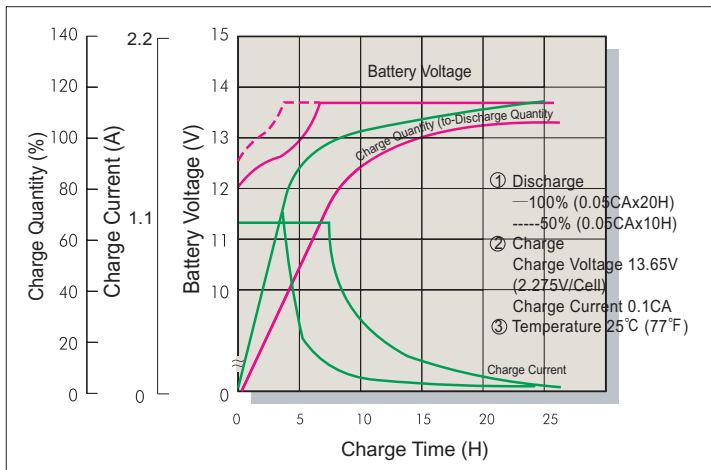


No supplementary charge required (Carry out supplementary charge before use if 100% capacity is required)

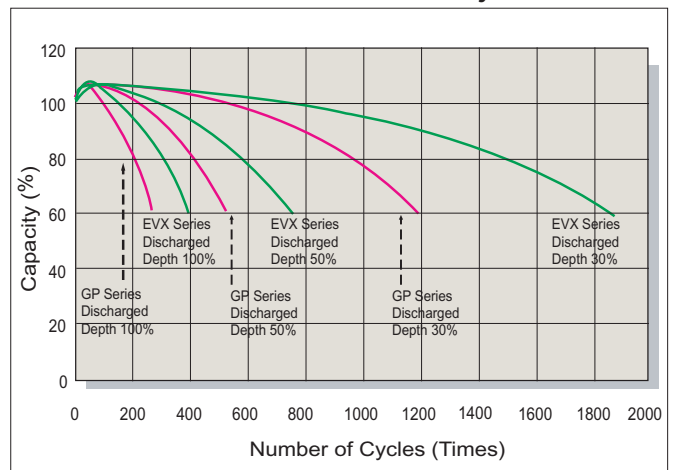
Supplementary charge required before use. This supplementary charge will help to recover the capacity and should be made as early as possible.

Supplementary charge may often fail to recover the capacity. The battery should never be left standing till this state is reached.

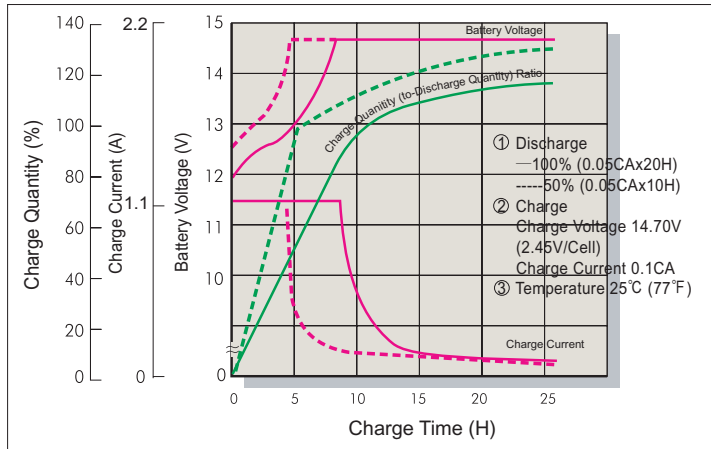
Battery Voltage and Charge Time for Standby Use



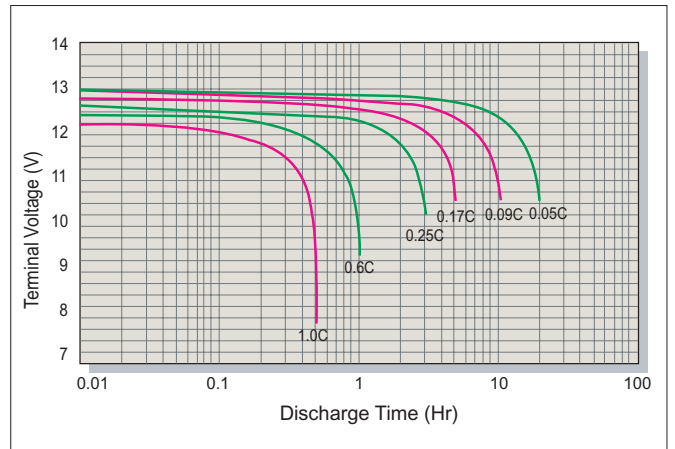
GP & EVX Series Cycle Service Life



Battery Voltage and Charge Time for Cycle Use



Terminal Voltage (V) and Discharge Time (25°C/77°F)



Charging Procedures

Application	Charge Voltage (V/Cell)			Max. Charge Current
	Temperature	Set Point	Allowable Range	
Cycle Use	25°C (77°F)	2.45	2.40~2.50	0.3C
Standby	25°C (77°F)	2.275	2.25~2.30	

Discharge Current VS. Discharge Voltage

Final Discharge Voltage V/Cell	1.75	1.70	1.55	1.30
Discharge Current (A)	0.2C>(A)	0.2C<(A)<0.5C	0.5C<(A)<1.0C	(A)>1.0C