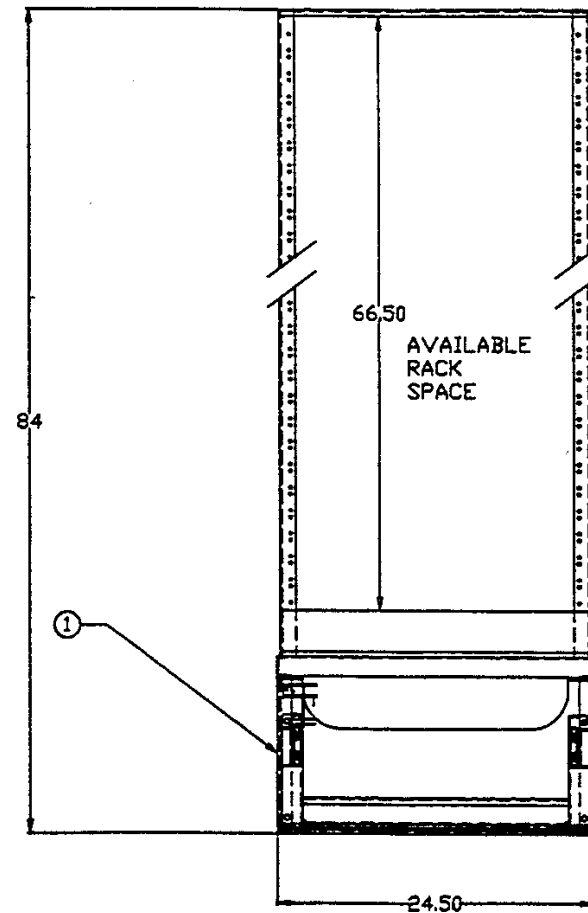
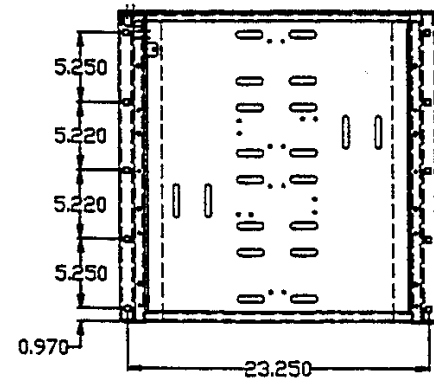


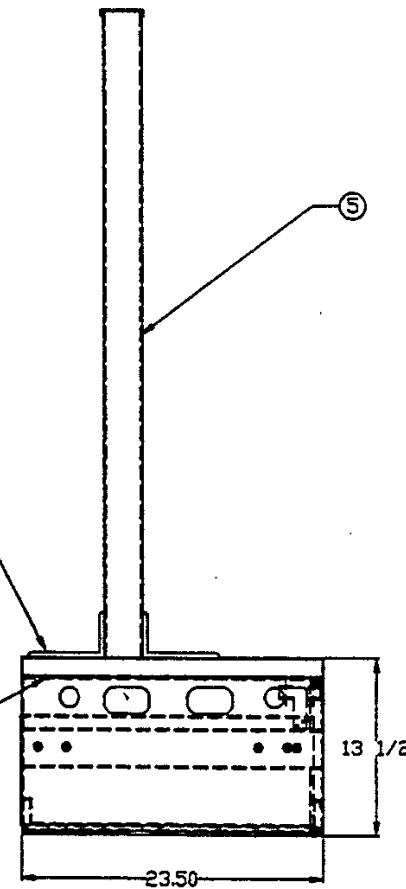
DUST COVER
REMOVED FOR CLARITY



ASSEMBLE THE RACK
TO THE DUST COVER
USING THE FOLLOWING:
#1/2-13 X 1-1/2" LG. (GRD. #5) BOLT (4X)
#1/2 FLATWASHER (4X)
#1/2 LOCKWASHER (4X)
#1/2-13 (GRD. #5) HEX NUT (4X)

SCREW DRAWER TO
FRAME USING #3/8-16
BOLTS (GRD. 5) X 1" LG.
WITH A #3/8" LOCKWASHER
AND A #3/8" FLATWASHER
(4X PER SHELF)

ASSEMBLE DUST COVER USING THE
FOLLOWING HARDWARE:
#3/8-16 X 1" LG. (GRD.#5) CARRIAGE BOLT (10X)
#3/8 FLATWASHER (10X)
#3/8 LOCKWASHER (8X)
#3/8 "SHAKEPROOF" WASHER (2X)(REAR HOLES)
#3/8-16 (GRD.#5) HEX NUT (10X)



REVISIONS				
ZONE	LTR	DESCRIPTION	DATE	APPROVED

NOTES:
FINISH-EPOXY POWDER, ASA 61 GREY
ASSEMBLY IS QUALIFIED AND
CERTIFIED FOR UBC SEISMIC ZONE 4
COVER INCLUDES RELAY RACK MOUNTING
HOLES
■ BATTERY HOLDDOWNS AS REQ.
THE RACK IS WELDED CONSTRUCTION

THIS DOCUMENT CONTAINS PROPRIETARY DATA
OF SFTI AND JCI. NO DISCLOSURE, REPRODUCTION,
OR USE OF ANY PART THEREOF MAY BE MADE
WITHOUT WRITTEN PERMISSION. THIS IS A CAD
GENERATED DRAWING. NO MANUAL CHANGES
ALLOWED.

BILL OF MATERIALS			
QTY	ITEM	PART NUMBER	DESCRIPTION
1	5	MRR4-7050	RACK "A"
4	4	MHD70-90	BATTERY HOLDDOWN (NOT SHOWN)
2	3	MHD30-45	BATTERY HOLDDOWN (NOT SHOWN)
1	2	MRDC-SHD	DUST COVER, HEAVY DUTY
1	1	MRB-S	Z-4 SLIDING BATTERY SHELF-BASE

UNLESS OTHERWISE SPECIFIED DIMENSIONS ARE IN INCHES TOLERANCES FRACTIONS DECIMALS FRACTIONS AS SHOWN 3 PLACE DECIMALS & 2 3 PLACE DECIMALS & 2	CONTR. DRAWN RVG 6/18/97 CHECKED APPROVED APPROVED DSGN ACT APPR. GOV'T ACT APPR.	JOHNSON CONTROLS, INC. SPECIALTY BATTERY (TEL12-30/12-90) Z-4 MODULAR SINGLE BAY SYSTEM - 1 TIER W/RELAY RACK SIZE D CODE IDENT NO. SBMS-1TR REV. -	SCALE: SHEET 1 OF 1
NEXT ASSY USED ON APPLICATION	FINISH: AS NOTED	GOV'T ACT APPR.	