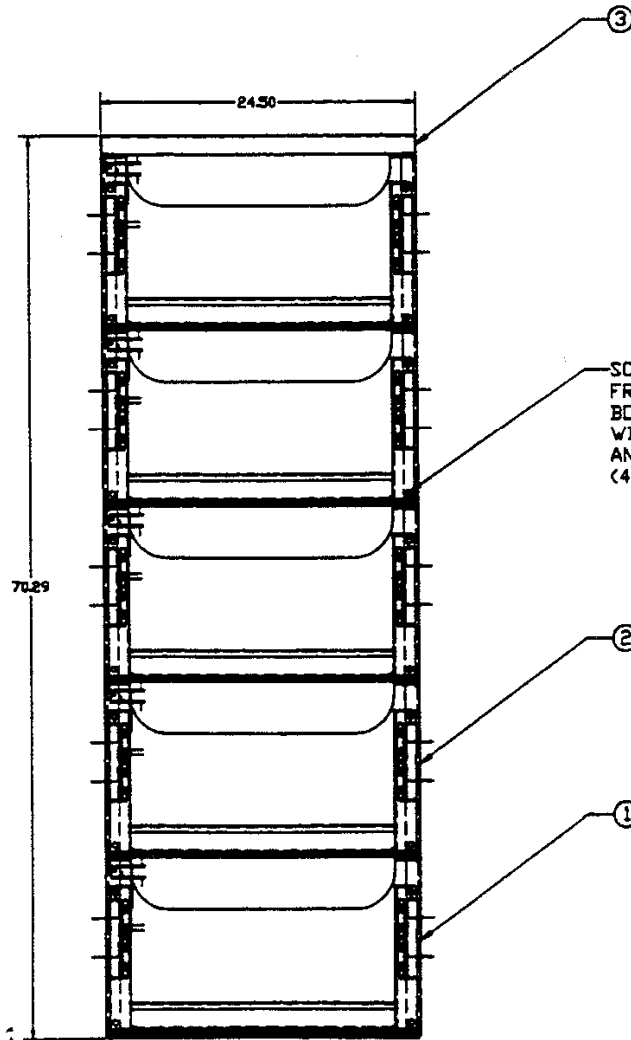
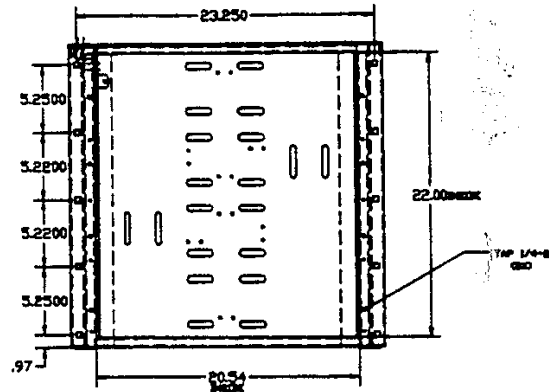
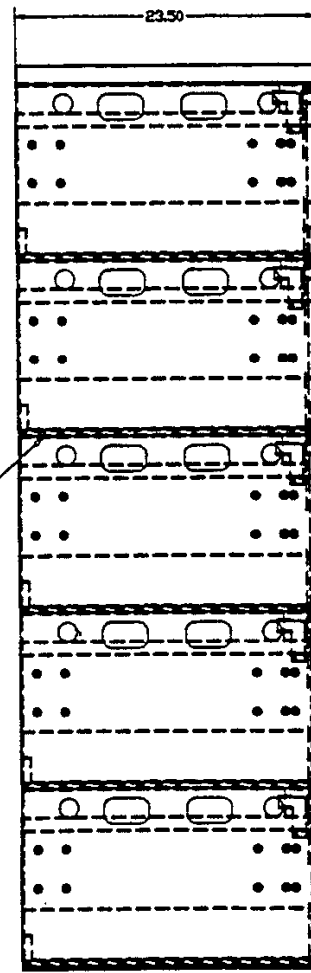


DUST COVER
REMOVED FOR CLARITY



SCREW DRAWER TO
FRAME USING #3/8-16
BOLTS (GRD. 5) X 1" LG.
WITH A #3/8" LOCKWASHER
AND A #3/8" FLATWASHER
(4X PER SHELF)

ASSEMBLE SHELVES AND DUST COVER
USING THE FOLLOWING HARDWARE PER SHELF:
#3/8-16 X 1" LG. (GRD.#5) CARRIAGE BOLT (10X)
#3/8 FLATWASHER (10X)
#3/8 LOCKWASHER (8X)
#3/8 "SHAKEPROOF" WASHER (2X)(REAR HOLES)
#3/8-16 (GRD.#5) HEX NUT (10X)



NOTES:
FINISH-EPOXY POWDER, ASA 61 GREY
ASSEMBLY IS QUALIFIED AND
CERTIFIED FOR UBC SEISMIC ZONE 4
COVER INCLUDES RELAY RACK MOUNTING
HOLES

THIS DOCUMENT CONTAINS PROPRIETARY DATA
OF EMT AND JCI. NO DISCLOSURE, REPRODUCTION
OR USE OF ANY PART THEREOF MAY BE MADE
WITHOUT WRITTEN PERMISSION. THIS IS A CAD
GENERATED DRAWING. NO MANUAL CHANGES
ALLOWED.

BILL OF MATERIALS			
QTY	ITEM	PART NUMBER	DESCRIPTION
20	4	MHD125-180	BATTERY HOLD-DOWN (NOT SHOWN)
1	3	MRDC-L	DUST COVER
4	2	MRT-L	Z-4 SLIDING BATTERY SHELF-TIER
1	1	MRB-L	Z-4 SLIDING BATTERY SHELF-BASE

CONTR.		JOHNSON CONTROLS, INC.	
DRAWN R/VG 6/18/97		SPECIALTY BATTERY	
CHECKED		(TEL12-125/6-180)Z-4 MODULAR	
APPROVED		SINGLE BAY SYSTEM - 5 TIER	
DESIGN ACT APPVL	SIZE	CODE IDENT NO.	DRAWING NO.
COOP ACT APPVL	FINISH:	D	SBML-5T
APPLICATION	USED ON	SCALE:	REV. -
			SHEET 1 OF 1