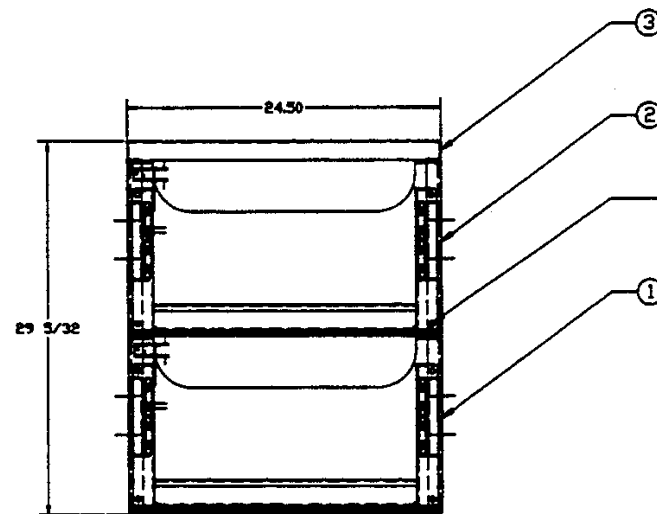
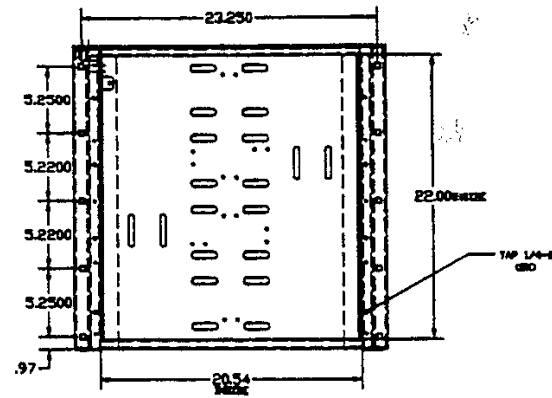


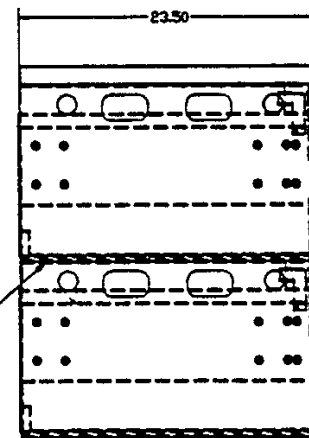
REVISIONS				
ZONE	LTR	DESCRIPTION	DATE	APPROVED

DUST COVER
REMOVED FOR CLARITY



SCREW DRAWER TO
FRAME USING #3/8-16
BOLTS (GRD. 5) X 1' LG.
WITH A #3/8' LOCKWASHER
AND A #3/8' FLATWASHER
(4X PER SHELF)

ASSEMBLE SHELVES AND DUST COVER
USING THE FOLLOWING HARDWARE PER SHELF:
#3/8-16 X 1' LG. (GRD.#5) CARRIAGE BOLT (10X)
#3/8 FLATWASHER (10X)
#3/8 LOCKWASHER (8X)
#3/8 'SHAKEPROOF' WASHER (2X)(REAR HOLES)
#3/8-16 (GRD.#5) HEX NUT (10X)



NOTES:
FINISH-EPOXY POWDER, ASA 61 GREY
ASSEMBLY IS QUALIFIED AND
CERTIFIED FOR UBC SEISMIC ZONE 4
COVER INCLUDES RELAY RACK MOUNTING
HOLES

THIS DOCUMENT CONTAINS PROPRIETARY DATA
OF SHFT AND JCI. NO DISSEMINATION, REPRODUCTION,
OR USE OF ANY PART THEREOF MAY BE MADE
WITHOUT WRITTEN PERMISSION. THIS IS A CAD
GENERATED DRAWING. NO MANUAL CHANGES
ALLOWED.

BILL OF MATERIALS			
8	4	MHD125-180	BATTERY HOLDOWN (NOT SHOWN)
1	3	MRDC-L	DUST COVER
1	2	MRT-L	Z-4 SLIDING BATTERY SHELF-TIER
1	1	MRB-L	Z-4 SLIDING BATTERY SHELF-BASE

QTY	ITEM	PART NUMBER	DESCRIPTION

CONTR.	JOHNSON CONTROLS, INC.		
DRAWN RVS 6/18/97	SPECIALTY BATTERY		
CHECKED	(TEL12-125/6-180)Z-4 MODULAR		
APPROVED	SINGLE BAY SYSTEM - 2 TIER		
DSGN ACT APPX.	SIZE	CODE IDENT NO.	DRAWING NO.
GOVT ACT APPX.	D	SBML-2T	-
APPLICATION	SCALE:	SHEET 1 OF 1	