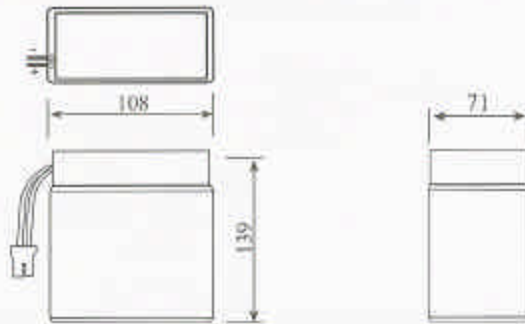


PHYSICAL SPECIFICATION

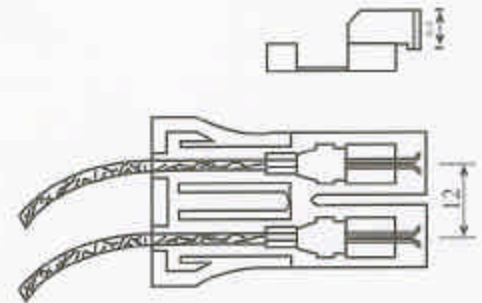
Nominal Voltage Nominal Capacity(20HR)		6V 16AH
Dimension	Length	108±1mm (4.25 inches)
	Width	71±1mm (2.80 inches)
	Container Height	139±1mm (5.47 inches)
	Total Height	139±2mm (5.47 inches)
Weight		Approx. 2.6Kg (5.73 lbs)
Standard Terminal		C1-Connector.



Dimensions (mm)



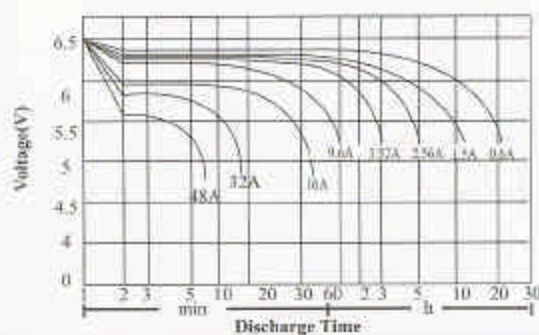
Standard Terminal
C1-connector



ELECTRICAL SPECIFICATION

Capacity	20 hour rate(0.8A)	16Ah	It is recommended to use constant-voltage charge and recharge immediately after use		
	10 hour rate(1.6A)	15.2Ah			
	5 hour rate(2.56A)	13.6Ah			
	1 hour rate(9.6A)	9.6Ah			
Capacity affected by temperature	40 °C (104°F)	105%	Constant-Voltage Charge	Cycle	Initial Charging Current less than 4.8A Voltage 7.20-7.50V at 20°C (68°F) Temperature Coefficient -15mV/°C
	20 °C (68°F)	100%		Standby	Standby
	0 °C (32°F)	85%	Internal Resistance		Fully charged battery(20 °C, 68°F)20mΩ

Discharge Characteristics fully charged (20°C / 68°F)



Discharge Characteristics (0°C / 32°F, 40°C / 104°F)

